

Ocean of Streams

Second Revised Edition
2007
CONTENTS



Zen Shiatsu
Meridians, Tsubos and Theoretical Impressions

Veet Allan

ISBN 978-0-9523976-2-5



Hello Aurelius, Chang and Gorak!

Text, cover design and illustrations by Veet Allan

Copyright © 2006 and 2007 by Veet Allan

Title first published in 1994 by Om Shiatsu Centre

This edition published by Omki
Morton Holm Cottage, Keir Mill,
Thornhill, DG3 4DQ, Scotland UK

First Edition, August 1994
ISBN-10: 0-9523976-0-9
Reprinted 1995
Reprinted 1996
Reprinted 1997
Reprinted 1998
Reprinted 2000 (with additional illustrations)
Reprinted 2003





Second Edition, May 2006
Revised, June 2007
ISBN-10: 0-9523976-2-5
ISBN-13: 978-0-9523976-2-5

www.omki.co.uk
e-mail: info@omki.co.uk

All rights reserved. No part of this book may be reproduced, stored in a retrieval system, or transcribed in any form or by any means, electronic, mechanical, photocopy, recording, or any means, without prior written permission by the publisher.

This book is not designed to diagnose, prescribe, or treat any ailment without adequate professional training or supervision. It is therefore not intended in any way as a replacement for proper medical consultation. Any uses of the contents of this publication are the responsibility of the reader.

Contents

Preface	ix	Five-element points data and sequence chart	26
Acknowledgements	xi	Five-element Hara zones. Heaters and points	27
Layout and Colouring Guide	xii		
Colour Legend and Reference	xiii		
 Chapter 1 ANATOMY Measurement, Skeleton, Muscles and Organs.....	1	Zen Shiatsu medicine system <i>Illustrations and tables</i>	
Proportional measurement	3	Standard Hara (abdominal) diagnosis	28
<i>Systematic illustrations</i>		Standard Back diagnosis	29
Measurement female: postero-lateral	4	Primary germ layers and meridian functions	30
Measurement female: antero-lateral	5	Masunagas life cycle of the meridians	31
Skeleton male: posterior	6	Basic Kyo-Jitsu modes and tsubo types	32
Skeleton male: anterior	7		
Muscles male: posterior	8		
Muscles male: anterior	9		
Anatomical Organs male: posterior	10		
Anatomical Organs male: anterior	11		
Pelvic Anatomy female: anterior and posterior	12		
 Chapter 2 DIAGNOSTICS Classical Chinese medicine and Zen Shiatsu systems.....	13	 Chapter 3 YIN-YANG primary vessels Controller and Supervisor vessels...	33
Classical Chinese medicine system <i>Illustrations and tables</i>		Tai Ji, Primary vessels cosmological sequence image	34
Yin and Yang correspondences	14	<i>Supervisor vessel point studies</i>	
Facial diagnosis	15	SV-1, 2, 3, 14 and 16	35
Tongue diagnosis	16	SV-20, 26 and 28	36
Pulse diagnosis	17	<i>Controller vessel point studies</i>	
Chinese 24 Hour clock and flow of Qi	18	CV-1, 3 and 4	37
Distribution of the vital substances	19	CV-5, 6, 8 and 12	38
Shu xue: Transporting points	20	CV-14,17, 22 and 24	39
Mu xue: Collecting points	21	<i>Correspondences</i>	
Yin Yang to Five-element cosmological sequence	22	The Supervisor vessel (Du mai)	40
The basic Five-element correspondences	23	The Controller vessel (Ren mai)	41
Five-element basic sequence	24	<i>Illustrations</i>	
Classification and locale of the Five- element shu, yuan and luo points	25	Anterior	43
		Posterior	45
		Head cranial and lateral details	47
		Male perineum	49
		Female perineum	51
		 Chapter 4 The WATER element Bladder and Kidneys.....	53
		Classical Chinese medicine system	
		Five-element sequence image	54
		Five-element correspondences	55
		<i>Bladder channel point studies</i>	
		BL-1, BL-2, BL-10 and BL-11	56

BL-13, BL-14, BL-15 and BL-16	57
BL-17, BL-18, BL-19 and BL-20	58
BL-21, BL-22 and BL-23	59
BL-25, BL-27, BL-28 and BL-36	60
BL-40, BI-43 and BI-52	61
BL-57, BL-60 and BL-67	62
<i>Kidney channel point studies</i>	
KD-1, KD-3 and KD-6	63
KD-7, KD-10 and KD-27	64

Zen Shiatsu medicine system

Functions of the zang fu (organ) and the zen shiatsu (meridian) systems	65
The Bladder meridian correspondences	66
The Kidney meridian correspondences	67

*The Bladder and**Kidney meridian illustrations*

Anterior upper	69
Anterior lower	71
Posterior upper	73
Posterior lower	75
Head cranial and lateral details	77
Lower arm and hand details	79
Male perineum	81
Female perineum	83
Lower leg and foot details	85
Foot dorsal and plantar details	87

**Chapter 5****The WOOD element*****Gall Bladder and Liver..... 89******Classical Chinese medicine system***

Five-element sequence image	90
Five-element correspondences	91
<i>Gall Bladder channel point studies</i>	
GB-1, GB-12, GB-14 and GB-20	92
GB-21, GB-24, GB-25 and GB-30	93
GB-34, GB-40, and GB-44	94
<i>Liver channel point studies</i>	
LV-1, LV-3, LV-4 and LV-5	95
LV-8, LV-13 and LV-14	96

Zen Shiatsu medicine system

Functions of the zang fu (organ) and the zen shiatsu (meridian) systems	97
The Gall Bladder meridian correspondences	98
The Liver meridian correspondences	99

*The Gall Bladder and**Liver meridian illustrations*

Anterior upper	101
----------------	-----

Anterior lower	103
Posterior upper	105
Posterior lower	107
Postero- lateral upper	109
Postero- lateral lower	111
Head cranial and lateral details	113
Lower arm and hand details	115
Male perineum	117
Female perineum	119
Lower leg and foot details	121
Foot dorsal and plantar details	123

**Chapter 6****The FIRE element part one*****Heart and Small Intestine..... 125******Classical Chinese medicine system***

Five-element sequence image	126
Five-element correspondences	127
<i>Heart channel point studies</i>	
HT-1, HT-3, HT-7 and HT-9	128
<i>Small Intestine channel point studies</i>	
SI-1, SI-3, SI-8 and SI-9	129
SI-10, SI-11 and SI-19	130

Zen Shiatsu medicine system

Functions of the zang fu (organ) and the zen shiatsu (meridian) systems	131
The Heart meridian correspondences	132
The Small Intestine meridian correspondences	133
<i>The Heart and</i>	
<i>Small Intestine meridian illustrations</i>	

Anterior upper	135
Anterior lower	137
Posterior upper	139
Posterior lower	141
Head cranial and lateral details	143
Lower arm and hand details	145
Male perineum	147
Female perineum	149
Lower leg and foot details	151
Foot dorsal and plantar details	153

**Chapter 7****The FIRE element part two*****Heart Governor and Triple Heater.... 155******Classical Chinese medicine system***

Five-element sequence image	156
Five-element correspondences	157

Heart Governor channel point studies
 HG-1, HG-3, HG-6 and HG-7 158
 HG-8 and HG-9 159
Triple Heater channel point studies
 TH-1, TH-4, TH-5 and TH-10 160
 TH-14 and TH-23 161

Zen Shiatsu medicine system

Functions of the zang fu (organ) and
 the zen shiatsu (meridian) systems 163
 The Heart Governor meridian correspondences 164
 The Triple Heater meridian correspondences 165
*The Heart Governor and
 Triple Heater meridian illustrations*
 Anterior upper 167
 Anterior lower 169
 Posterior upper 171
 Posterior lower 173
 Head cranial and lateral details 175
 Lower arm and hand details 177
 Male perineum 179
 Female perineum 181
 Lower leg and foot details 183
 Foot dorsal and plantar details 185



**Chapter 8
 The EARTH element**

Stomach and Spleen..... 187

Classical Chinese medicine system

Five-element sequence image 188
 Five-element correspondences 189
Stomach channel point studies
 ST-1, ST-3 and ST-9 190
 ST-17, ST-25, ST-30 and ST-34 191
 ST-36, ST-40 and ST-42 192
 ST-44 and ST-4 193
Spleen channel point studies
 SP-1, SP-3 and SP-6 194
 SP-9, SP-10, SP-15, SP-20 and SI-21 195

Zen Shiatsu medicine system

Functions of the zang fu (organ) and
 the zen shiatsu (meridian) systems 197
 The Stomach meridian correspondences 198
 The Spleen meridian correspondences 199
*The Stomach and
 Spleen meridian illustrations*
 Anterior upper 201
 Anterior lower 203
 Posterior upper 205

Posterior lower 207
 Head cranial and lateral details 209
 Lower arm and hand details 211
 Lower leg and foot details 213
 Foot dorsal and plantar details 215



**Chapter 9
 The METAL element**

Lung and Large Intestine..... 217

Classical Chinese medicine system

Five-element sequence image 218
 Five-element correspondences 219
Lung channel point studies
 LU-1, LU-5 and LU-7 220
 LU-9 and LU-11 221
Large Intestine channel point studies
 LI-1, LI-4 and LI-10 222
 LI-11, LI-15, LI-16 and LI-20 223

Zen Shiatsu medicine system

Functions of the zang fu (organ) and
 the zen shiatsu (meridian) systems 225
 The Lung meridian correspondences 226
 The Large Intestine meridian correspondences 227
*The Lung and
 Large Intestine meridian illustrations*
 Anterior upper 229
 Posterior upper 231
 Posterior lower 233
 Head cranial and lateral details 235
 Lower arm and hand details 237
 Male perineum 239
 Female perineum 241
 Lower leg and foot details 243
 Foot dorsal and plantar details 245



**Chapter 10
 COMPOSITE illustrations
 Zen Shiatsu composites with
 anatomical cross sections..... 247**

Main illustrations

Anterior upper 249
 Anterior lower 251
 Posterior upper 253
 Posterior lower 255
 Head: antero-posterior details 257
 Arm and Hand details 259
 Male perineum details 261

Female perineum details	263
Lower leg and foot details	265
Foot: dorsal and plantar details	267
<i>Anatomical vertebral cross sections</i>	
Neck: through fifth cervical	269
Chest: through seventh/eighth thoracic	271
Abdomen: through first lumbar	273
Abdomen: through second sacral segment	275
<i>Arm and Hand cross sections</i>	
Upper arm: through mid-shaft of humerus	277
Lower arm/elbow: inferior to radio-ulna joint	279
Hand: at proximal shafts of metacarpals	281
<i>Leg cross sections</i>	
Upper leg: through middle of thigh	283
Lower leg: through middle of calf	285
Foot: at bases of the metatarsal bones	287

 Appendix Alternative diagnostic illustrations for Zen Shiatsu.....	289
---	------------

<i>Head diagnosis</i>	
Cranial and lateral views	290
Anterior and posterior views	291
<i>Body diagnosis</i>	
Back, neck and head	292
Hara (abdominal), neck and head	293



Bibliography.....	295
--------------------------	------------



Glossary of Chinese Terms.....	299
---------------------------------------	------------



Point names and indications Index.....	303
---	------------